

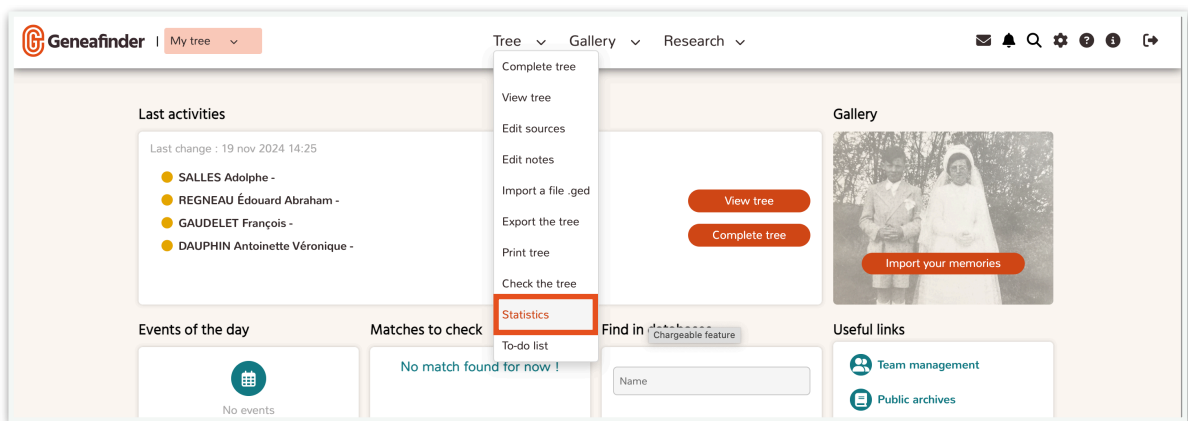
# Tree Statistics

## What is the "Statistics" feature for?

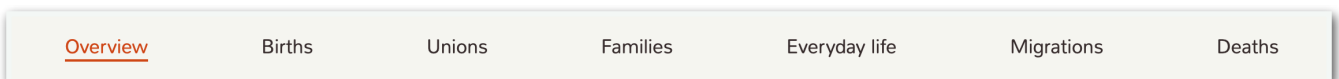
The Statistics feature is a Premium tool available with Solo, Duo, or Family subscriptions. This tool uses your tree's data to present various statistics categorized by theme: Overview, Births, Unions, Families, Daily Life, Migrations, and Deaths.

## How to use the Statistics feature

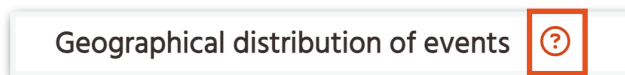
1. Click on the "Statistics" button or the statistics module from your dashboard.



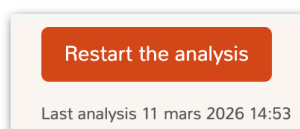
2. Click on a theme at the top of the page to explore your statistics.



3. Help icons are available on certain charts or modules to guide you.



4. To refresh the data after making changes to your tree, click the "Restart Analysis" button.



💡 If some data appears inconsistent, use our Consistency Checker, a Premium tool available with a Solo, Duo, or Family subscription.